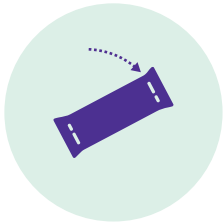


Sandrena[®]

(estradiol hemihydrate)

HOW TO APPLY SANDRENA[®] GEL

- Always follow your healthcare professional's instructions on dosage and refer to the patient information leaflet for further information
- Store the gel at room temperature (below 25°C).



STEP 1

Tear open the sachet.



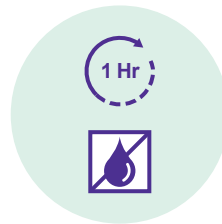
STEP 2

- Apply the gel on dry, clean skin of your lower body or thigh on alternate days.
- The application surface should be 1-2 times the size of a hand.
- The gel is only for transdermal (application to the skin) use.



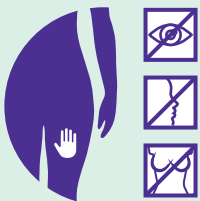
STEP 3

- After application allow gel to dry for a few minutes.
- Wash hands with soap and water after application.



STEP 4

- The application site should not be washed within 1 hour.
- If skin contact with others is to be expected, the application site should be either covered with clothing after the gel has dried or shower before possible skin contact.



- Sandrena[®] gel should only be applied to your lower body or thighs.
- The gel should not be applied on the breasts, genitals, on the face or irritated skin.
- Avoid contact of the gel with the eyes.



- Avoid direct skin-to-skin contact between the application site and other people or pets, especially children.
- If another person or pet accidentally touches the application site, wash the area of skin with soap and water right away.
- If a child comes into contact with the area, estradiol may transfer and could cause unexpected signs of puberty (such as breast development). In most cases, these symptoms resolve once the child is no longer exposed to Sandrena[®].

If you get any side effects, talk to your doctor, pharmacist or nurse. This includes any possible side effects not listed in the package leaflet. You can also report side effects directly via the Yellow Card Scheme at www.mhra.gov.uk/yellowcard. By reporting side effects you can help provide more information on the safety of this medicine.